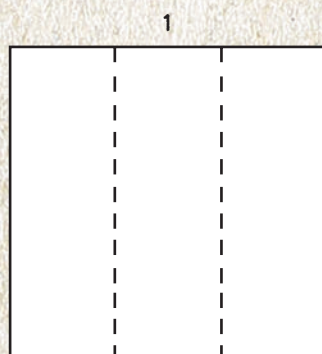


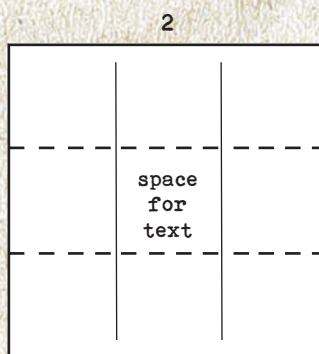
# Valentine Folio



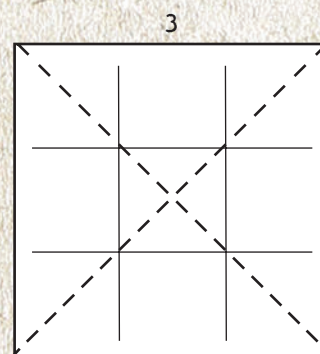
If you're looking for a special, extra-romantic way to tell your loved one how you feel, this Valentine's Folio might be just the thing. It's a kind of paper envelope that you fold around your words like a little work of art.



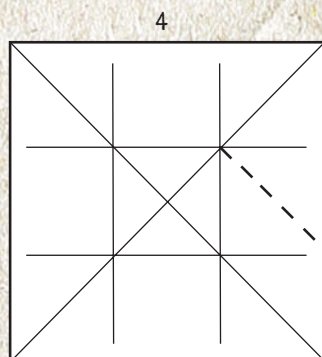
Fold a square piece of paper into three equal vertical columns.



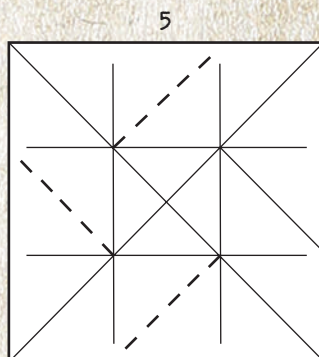
Then fold it in three equal horizontal rows.



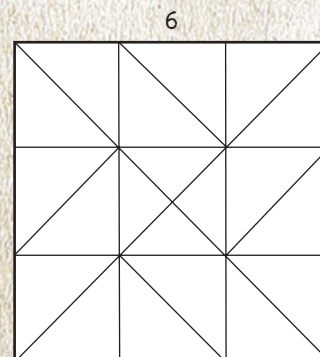
Now fold two diagonal lines into the paper.




Fold a diagonal line into this square as shown.



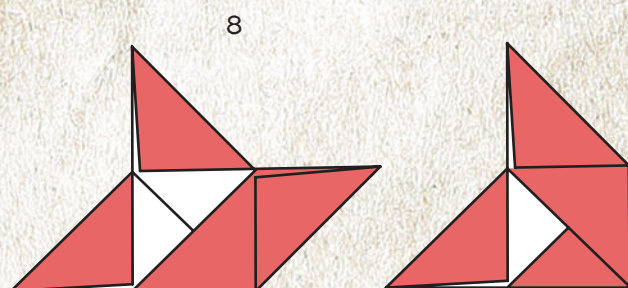

Repeat this step with the other squares in the image above.



Once you've done that, your paper should look like this.



Now twist the paper together as in the diagram below.



Fold all the corners in to make a square, and your Valentine's folio is complete.



Finally, write a sweet message in the middle square and fold it up again.

I cut out a red heart and stuck it on top.



You can download this design on our website: [www.daphnesdiary.com](http://www.daphnesdiary.com)